

The Friendship Knot


This knot is often used by Scouts at 52nd Reading to secure their neckerchief, instead of a woggle - either because they've lost it - or because they're worried they might. It can also be tied in the points of a necker (very small) to keep a woggle from slipping off!

The linking of the two ends of the necker represent the bond of friendship that exists in Scouting - both sides of the knot collapse to nothing if they are disentangled ...


How to tie a friendship knot in your necker

1) Roll the long edge of your necker first, to give neat ends to tie

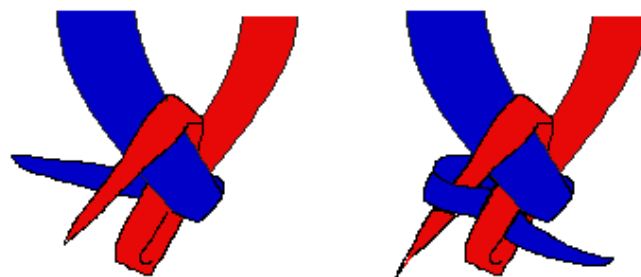
2) Cross one end over the other then fold it back up on itself



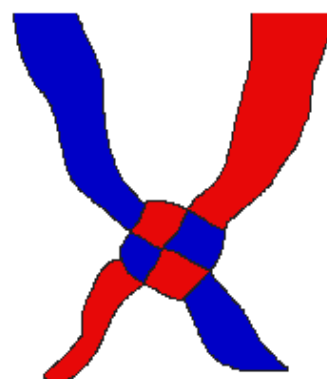
3) Bring the second end over the folded (first) end and take it round behind.



4) Bring end 1 down over end 2, take end 2 round and over end 1 and tuck it through the loop formed by end 1



5) Adjust the knot until the ends are even and the knot flat and square, tighten gently until it is the size you want



Traditionally, this knot should be tied in your necker by a friend, and you should never untie that knot in case undoing it "undoes" the friendship.